

## TÆKI OG TÓL SEM STANDA TIL BOÐA




Photo	Commodities &Features	Model	Size (mm)	Packing size(mm)	N/W(KG S)	G/W(KGS)	Volt (V)	Hp (kW)	QTY (PCS)	Unit price
	combi-steamer 6 layer with 50 program inlet water:R3/4" Outlet water DN50 water pressure:150-600Kpa self cleaning	EOA-61-CMP	847*771*782	950*870*890	113	130	3N-380	11	1	
	combi-steamer 6 layer with touch screen 100 program inlet water:R3/4" Outlet water DN50 water pressure:150-600Kpa	EOA-61-AC	847*771*782	950*870*890	113	130	3N-380	11	1	
	combi-steamer 10 layer with 50 program inlet water:R3/4" Outlet water DN50 water pressure:150-600Kpa self cleaning	EOA-10-CMP	847*771*1042	950*870*1160	133	150	3N-380	18.6	1	
	combi-steamer 10 layer with touch screen 100 program inlet water:R3/4" Outlet water DN50 water pressure:150-600Kpa	EOA-10-AC	847*771*1042	950*870*1160	133	150	3N-380	18.6	1	
	combi-steamer 20 layer with 50 program inlet water:R3/4" Outlet water DN50 water pressure:150-600Kpa self cleaning	EOA-20-CMP	847*771*1782	950*870*1900	267	290	3N-380	37	1	








Photo	Commodities &Features	Model	Size (mm)	Packing size(mm)	N/W(KG S)	G/W(KGS)	Volt (V)	Hp (kW)	QTY (PCS)	Unit price
	combi-steamer 20 layer with touch screen 100 program inlet water:R3/4" Outlet water DN50 water pressure:150-600Kpa	EOA-20-AC	847*771*1782	950*870*1900	267	290	3N-380	37	1	
	combi-steamer 4 layer with 50 program inlet water:R3/4" Outlet water DN50 water pressure:150-600Kpa no boiler	EOA-41-MP	847*771*504	950*870*600	80	100	3N-380	9	1	
	combi-steamer 6 layer with 50 program inlet water:R3/4" Outlet water DN50 water pressure:150-600Kpa no boiler	EOA-61-MP	847*771*782	950*870*890	113	130	3N-380	9	1	
	combi-steamer 10 layer with 50 program inlet water:R3/4" Outlet water DN50 water pressure:150-600Kpa	EOA-10-MP	847*771*1042	950*870*1160	133	150	3N-380	9	1	
	table top 6 layer combi-oven with 10 program Capacity:6*2/3GN Output:30-80 inlet water:R3/4" Outlet water DN50 water pressure:150-600Kpa	EOA-61-MX	687*681*740	780*78*840	100	115	220	6	1	
	table top 4 layer combi-oven with 10 program Capacity:4*2/3GN Output:30-80 inlet water:R3/4" Outlet water DN50 water pressure:150-600Kpa	EOA-41-MX	687*681*642	780*78*740	85	100	220	6	1	
	convection oven (with spray) with 10 program with 360 degrees hot air heating pan size:600*400*25*8PCS	EOA-81F	817*771*1060	917*870*1180	130	150	380	9		








Photo	Commodities &Features	Model	Size (mm)	Packing size(mm)	N/W(KG S)	G/W(KGS)	Volt (V)	Hp (kW)	QTY (PCS)	Unit price
	convection oven (with spray) with 10 program with 360 degrees hot air heating pan size:600*400*25*5PCS	EOA-51F	817*771*782	917*870*880	100	120	380	9		
	high speed roast duck oven capacity:6 duck/time or 4 goose /time	EOA-81YS	1000*839*1072	1100*939*1172	120	140	380	12		
	Stainless Steel Gas Bain Marie With Cabinet with safety device	GH-984	800*900*940	890*980*1120	75	90	Gas	5	1	
	Gas 2-Tank Fryer(2-Basket) With Cabinet SIT Valve Temperature Controller Capacity:28L/tank with safety device	GF-985	800*900*940	890*980*1120	138	153	Gas	20*2	1	
	Stainless Steel Gas Griddle With Cabinet with "H" shape burner cooking size:70*58CM with safety device	GH-986	800*900*940	890*980*1120	138	153	Gas	12kW	1	
	Stainless Steel gas stove With Cabinet with safety device	GH-987	800*900*940	890*980*1120	142	157	Gas	24	1	
	Stainless Steel Pasta Cooker With Cabinet with safety device	GH-988	800*900*940	890*980*1120	82	97	Gas	16.1	1	






Photo	Commodities &Features	Model	Size (mm)	Packing size(mm)	N/W(KG S)	G/W(KGS)	Volt (V)	Hp (kW)	QTY (PCS)	Unit price
	Stainless Steel Gas Lava Rock Grill With Cabinet with safety device	GB-989	800*900*940	890*980*1120	121	136	Gas	16.1	1	
	Stainless Steel Gas Stove With 4-Burner and Gas Oven size:575*645*300mm size:60*53CM with safety device	GH-987A	800*900*940	890*980*1120	143	158	Gas	24KW/6kw	1	
	Stainless Steel Gas Stove With 4-Burner and Electric Oven size:575*645*300mm size:60*53CM with safety device power for oven:3.5KW	GH-987B	800*900*940	890*980*1120	142	157	gas	24KW/3.5	1	
	gas griddle with cabinet(1/3 grooved) easy clear cooking area:61*49mm thickness of griddle:16mm with "H" shape burner with safety device	GH-986C	800*900*940	890*980*1120	138	153	gas	12kW	1	
	gas griddle with cabinet( flat) easy clear cooking area:61*49mm thickness of griddle:16mm with "H" shape burner with safety device	GH-986D	800*900*940	890*980*1120	138	153	gas	12kW	1	






Photo	Commodities &Features	Model	Size (mm)	Packing size(mm)	N/W(KG S)	G/W(KGS)	Volt (V)	Hp (kW)	QTY (PCS)	Unit price
	<p>Gas Soup Kettle/Gas Deep Indirect Heating Boiling Pan  Model:GH-981  Size:800*900*940mm  Power:81900BTU/Hr  net: 140KG  1,Stainless steel body with safety drain cock.  2,Capacity: 150 liters.The diameter of the tank is 600mm and height 540mm.  3,Double Jacket pan (bain-marie system)  4,Filling cock and control cock for the level of the double jacket pan (bain-marie)  5,Counterweighted hinged lid  6,Pulse ignition  7, Water shortage protection</p>	GH-981	800*900*940	890*980*1120	140	160	Gas	24	1	
	<p>Gas tilting braising pan Capacity:80L  cooking area:69*63*19cm  SIT Valve Temperature Controller  with safety device</p>	GH-980	800*900*940	890*980*1120	140	160	Gas	19.3	1	
	<p>Stainless Steel Pasta Cooker With Cabinet  with safety device</p>	GH-988C	800*900*940	890*980*1120	82	97	Gas	16.1	1	
	<p>Stainless Steel Gas Bain Marie With Cabinet  with safety device</p>	GH-784	800*730*940	880*830*1060	53	73	Gas	5	1	
	<p>2-Tank Gas Fryer(2-basket) with Cabinet  (SIT Valve Temperature Controller)  with safety device</p>	GF-785	800*730*940	880*830*1060	81	96	Gas	20*2kw	1	








Photo	Commodities &Features	Model	Size (mm)	Packing size(mm)	N/W(KG S)	G/W(KGS)	Volt (V)	Hp (kW)	QTY (PCS)	Unit price
	Gas Griddle with Cabinet cooking area:62*46mm thickness of griddle:16mm with "H" shape burner with safety device	GH-786	800*730*940	880*830*1060	79	95	Gas	12kW	1	
	Gas Range with 4-burner and Oven with safety device	GH-787A	800*730*940	880*830*1060	93	108	Gas	16.1+6kw	1	
	Gas Pasta Cooker with Cabinet with safety device	GH-788	800*730*940	880*830*1060	60	75	Gas	7kw	1	
	Lava Rock Gas Grill with Cabinet with safety device with "H" shape burner	GB-789	800*730*940	880*830*1060	98	113	Gas	14kw	1	
	Gas soup kettle Capacity:60L with safety device with "H" shape burner	GH-781	800*730*940	880*830*1060	120	140	Gas	17.8kw	1	
	Gas tilting braising pan Capacity:60L SIT Valve Temperature Controller with safety device	GH-780	800*750*930	880*830*1090	120	140	Gas	12kw	1	
	Gas Pasta Cooker with Cabinet with safety device	GH-788C	800*730*940	880*830*1060	60	75	Gas	7kw	1	









Photo	Commodities &Features	Model	Size (mm)	Packing size(mm)	N/W(KG S)	G/W(KGS)	Volt (V)	Hp (kW)	QTY (PCS)	Unit price
	Stainless Steel Gas Range With 6-Burner & Oven with safety device	GH-997A	1200*900*940	1310*1010*1110	200	220	Gas	35.7+6kw	1	
	Stainless Steel Gas Range With 4-Burner and Griddle and Oven with safety device	GH-996A	1200*900*940	1310*1010*1110	200	220	Gas	24KW+6kw+6kw	1	
	Stainless Steel Gas Range With 4-Burner and Lava Rock Grill and Oven with safety device	GH-999A	1200*900*940	1310*1010*1110	205	225	Gas	24KW+6kw+8kw	1	
	Stainless Steel Gas Range With 6-Burner & Oven with safety device	GH-797A	1200*730*940	1280*830*1060	175	200	Gas	24KW+6kw	1	
	Stainless Steel Gas Range With 4-Burner and Griddle Oven with safety device	GH-796A	1200*730*940	1280*830*1060	170	195	Gas	16.1+6kw+5kw	1	
	Stainless Steel Gas Range With 4-Burner and Lava Rock Grill and nether Oven	GH-799A	1200*730*940	1280*830*1060	205	225	Gas	16.1+6kw+7kw	1	
	Stainless Steel Bain Marie With Cabinet with safety device	GH-974	400*900*940	990*500*1060	48	60	Gas	5kw	1	
	Stainless Steel 1-Tank Gas Fryer With Cabinet SIT Valve Temperature Controller Capacity:28L/tank with safety device	GF-975	400*900*940	990*500*1060	52	64	Gas	20kw	1	

Photo	Commodities &Features	Model	Size (mm)	Packing size(mm)	N/W(KG S)	G/W(KGS)	Volt (V)	Hp (kW)	QTY (PCS)	Unit price
	Stainless Steel Gas Griddle With Cabinet with safety device	GH-976	400*900*940	990*500*1060	63	75	Gas	5.5	1	
	Stainless Steel Gas Range With 2-Burner with safety device	GH-977	400*900*940	990*500*1060	45	57	Gas	12kw	1	
	Stainless Steel Pasta Cooker With Cabinet with safety device	GH-978	400*900*940	990*500*1060	48	60	Gas	8kw	1	
	Stainless Steel Pasta Cooker With Cabinet with safety device	GH-978C	400*900*940	990*500*1060	48	60	Gas	8kw	1	
	Stainless Steel Gas Grill With Cabinet with safety device	GB-979	400*900*940	990*500*1000	77	89	Gas	8kw	1	
	Stainless Steel Bain Marie With Cabinet with safety device	GH-774Z	400*730*940	830*500*1000	42	50	Gas	24000btu	1	
	Stainless Steel 1-Tank Gas Fryer With Cabinet SIT Valve Temperature Controller Capacity:28L/tank with safety device	GF-775	400*730*940	830*500*1000	48	58	Gas	68000btu	1	
	Stainless Steel Gas Griddle With Cabinet with safety device	GH-776Z	400*730*940	830*500*1000	58	68	Gas	17000btu	1	




Photo	Commodities &Features	Model	Size (mm)	Packing size(mm)	N/W(KG S)	G/W(KGS)	Volt (V)	Hp (kW)	QTY (PCS)	Unit price
	Stainless Steel Gas Range With 2-Burner with safety device	GH-777	400*730*940	830*500*1000	42	50	Gas	27000BTU	1	
	Stainless Steel Pasta Cooker With Cabinet with safety device	GH-778	400*730*940	830*500*1000	42	50	Gas	24000btu	1	
	Stainless Steel Pasta Cooker With Cabinet with safety device	GH-778C	400*730*940	830*500*1000	42	50	Gas	24000btu	1	
	Stainless Steel Gas Grill With Cabinet with safety device	GB-779	400*730*940	830*500*1000	77	89	Gas	24000btu	1	
	Stainless Steel counter top Griddle with safety device	GH-986-1	800*900*480	880*980*580	66	76	Gas	41000BTU	1	
	Stainless Steel Counter Top Gas Range with 4-Burner with safety device	GH-987-1	800*900*480	880*980*580	66	76	Gas	12.4	1	
	Counter Top Gas Lava Rock Grill with safety device	GB-989-1	800*900*480	880*980*580	66	78	Gas	12.4	1	
	Stainless Steel counter top Griddle with safety device	GH-786-1	800*730*480	880*830*580	85	95	Gas	12.4	1	
	Stainless Steel Counter Top Gas Range with 4-Burner with safety device	GH-787-1	800*730*480	880*830*580	55	65	Gas	12.4	1	


Photo	Commodities &Features	Model	Size (mm)	Packing size(mm)	N/W(KG S)	G/W(KGS)	Volt (V)	Hp (kW)	QTY (PCS)	Unit price
	Counter Top Gas Lava Rock Grill with safety device	GB-789-1	800*730*480	880*830*580	55	65	Gas	12.4	1	
	Stainless Steel Counter Top Gas Range with 6-Burner with safety device	GH-997-1	1200*900*480	1280*980*580	95	112	Gas	24	1	
	Stainless Steel Gas Range (4-Burners) and Griddle with safety device	GH-996-1	1200*900*480	1280*980*580	99	115	Gas	24	1	
	Stainless Steel Gas Range (4-Burners) and lava grill with safety device	GH-999-1	1200*900*480	1280*980*580	99	115	Gas	24	1	
	Stainless Steel Counter Top Gas Range with 6-Burner with safety device	GH-797-1	1200*730*480	1130*830*580	80	90	Gas	24	1	
	Stainless Steel Gas Range (4-Burners) and Griddle with safety device	GH-796-1	1200*730*480	1130*830*580	80	90	Gas	24	1	
	Stainless Steel Gas Range (4-Burners) and lava grill with safety device	GH-799-1	1200*730*480	1130*830*580	80	90	Gas	24	1	
	Gas Range With 1 Burner	GH-1S	460*550*500	560*600*580	30	35	GAS	14000*1	1	
	Gas Range With 2-Burner	GH-2S	305*760*365+100	380*850*410	34	42	Gas	10	1	
	Gas Range With 4-Burner	GH-4S	610*760*365+100	860*670*350	59	71	Gas	14000*4btu	1	

Photo	Commodities &Features	Model	Size (mm)	Packing size(mm)	N/W(KG S)	G/W(KGS)	Volt (V)	Hp (kW)	QTY (PCS)	Unit price
	Gas Range With 6-Burner	GH-6S	915*760*365+100	980*860*410	84	95	Gas	14000*6btu	1	
	Freestanding Gas Range with 6 burners	GH-6A	900*760*800	980*840*920	95	110	Gas	84000Btu/ Hr	1	
	Counter Top Gas Bain Marie with safety device	GH-584	600*650*480	<b>700*740*560</b>	29	39	Gas	4.2	1	
	Counter Top Gas Fryer Capacity:14L/tank with safety device	GF-585	600*650*480	<b>700*740*560</b>	25	35	Gas	5.6	1	
	Counter Top Gas Griddle cooking area:50*40CM with safety device	GH-586	600*650*480	<b>700*740*560</b>	43	53	Gas	8.2	1	
	Counter Top Gas Stove with 4 Burners with safety device	GH-587	600*650*480	<b>700*740*560</b>	35	45	Gas	16	1	
	Counter Top Gas Pasta Cooker with safety device	GH-588	600*50*480	<b>700*740*560</b>	25	35	Gas	6	1	
	Counter Top Gas Lava Rock Grill cooking area:49*38mm with safety device	GB-589	600*650*480	<b>700*740*560</b>	36	46	Gas	8.2	1	









Photo	Commodities &Features	Model	Size (mm)	Packing size(mm)	N/W(KG S)	G/W(KGS)	Volt (V)	Hp (kW)	QTY (PCS)	Unit price
	Counter Top Gas Bain Marie with safety device	GH-534	400*650*480	<b>700*740*560</b>	20	25	Gas	17000btu	1	
	Counter Top Gas fryer with safety device capacity:14L	GF-535	400*650*480	<b>500*740*560</b>	18	21	Gas	19000btu	1	
	Counter Top Gas Griddle cooking area:50*40CM with safety device	GH-536	400*650*480	<b>500*740*560</b>	30	35	Gas	19000	1	
	Counter Top Gas Stove with 2Burners with safety device	GH-537	400*650*480	<b>500*740*560</b>	32	45	Gas	16	1	
	Counter Top Gas Pasta Cooker with safety device	GH-538	400*650*480	<b>700*740*560</b>	25	35	Gas	19000btu	1	
	Counter Top Gas Lava Rock Grill cooking area:49*38mm with safety device	GB-539	400*650*480	<b>500*740*560</b>	35	40	Gas	17000	1	
	Counter Top Gas Fryer Capacity:12L/tank with safety device	GF-565	600*650*480	<b>700*740*560</b>	25	30	gas	15	1	
	counter top gas fryer with SIT valve capacity:14L/tank	GF-545	400*650*480	<b>500*740*560</b>	18	21	GAS	20500BTU	1	







Photo	Commodities &Features	Model	Size (mm)	Packing size(mm)	N/W(KG S)	G/W(KGS)	Volt (V)	Hp (kW)	QTY (PCS)	Unit price
	Electric Bain Marie With Cabinet	EH-884	800*900*940	900*1010*1060	69	84	3N-380	6	1	
	2-Tank Electric Fryer(2-Basket) With Cabinet	DF-885	800*900*940	900*1010*1060	72	87	3N-380	9+9	1	
	Electric Griddle With Cabinet	EG-886	800*900*940	900*1010*1060	118	133	3N-380	11	1	
	electric soup kettle Capacity:60L	EH-781	800*730*940	880*830*1060	120	140	3N-380	12	1	
	electric tilting braising pan Capacity:60L with 6 heating element	EH-780	800*730*940	880*830*1060	120	140	3N-380	7.5	1	
	Electric Range With 4-Burner & Oven hot plate size:30*30CM power of one hot plate:4KW power of oven:3.5KW the oven with 2 heating element	EH-887A	800*900*940	900*1010*1060	116	130	3N-380	19.5	1	
	Electric Range With 4-Burner &Oven oven size:575*645*300MM hotplate power:2.6KW oven power:3.5KW diameter for hotplate:23CM	EH-887B	800*900*940	900*1010*1060	102	118	3N-380	13.9	1	








Photo	Commodities &Features	Model	Size (mm)	Packing size(mm)	N/W(KG S)	G/W(KGS)	Volt (V)	Hp (kW)	QTY (PCS)	Unit price
	Electric Pasta Cooker With Cabinet	EH-888	800*900*940	900*1010*1060	76	91	3N-380	18	1	
	Electric Lava Rock Grill With Cabinet	EB-889	800*900*940	900*1010*1060	115	130	3N-380	7.8	1	
	Electric Bain Marie With Cabinet	EH-784	800*730*940	880*830*1060	60	70	3N-380	6	1	
	2-Tank Electric Fryer(2-Basket) With Cabinet	DF-785	800*730*940	880*830*1060	65	75	3N-380	24	1	
	Electric Griddle With Cabinet	EG-786	800*730*940	880*830*1060	82	92	3N-380	16	1	
	Electric Range With 4-plate	EH-887	800*900*940	880*830*1060	116	130	3N-380	18	1	
	Electric Pasta Cooker With Cabinet	EH-788	800*730*940	880*830*1060	63	73	3N-380	7.8	1	








Photo	Commodities &Features	Model	Size (mm)	Packing size(mm)	N/W(KG S)	GW(KGS)	Volt (V)	Hp (kW)	QTY (PCS)	Unit price
	Electric Lava Rock Grill With Cabinet	EB-789	800*730*940	880*830*1060	95	105	3N-380	12	1	
	Electric Range With 4-Burner & Oven diameter:23CM	EH-787B	800*730*940	880*830*1060	92	102	3N-380	13.9	1	
	Electric Griddle With oven	EG-886A	800*900*940	880*830*1060	128	150	3N-380	11.6	1	
	Electric Griddle With cabinet 1/3 grooved	EG-886C	800*900*970	880*980*1060	115	135	3N-380	8.1	1	
	Electric Griddle With cabinet flat	EG-886D	800*900*970	880*980*1060	115	135	3N-380	8.1	1	
	Electric Pasta Cooker With Cabinet	EH-888C	800*900*970	880*980*1060	82	100	3N-380	9+9	1	
	electric tilting braising pan Capacity:80L with 6 heating element	EH-880	800*900*940	880*980*1060	140	160	3N-380	10.2	1	









Photo	Commodities &Features	Model	Size (mm)	Packing size(mm)	N/W(KG S)	G/W(KGS)	Volt (V)	Hp (kW)	QTY (PCS)	Unit price
	electric soup kettle Capacity:100L	EH-881	800*900*940	880*980*1060	140	160	3N-380	18	1	
	electric range with 6 hot plate &oven oven with 5 pieces heating element	EH-897A	1200*900*940	1280*980*1060	140	160	3N-380	27.5	1	
	Stainless Steel electric Bain Marie With Cabinet	EH-874Z	400*900*940	480*980*1060	48	60	3N-380	3	1	
	Stainless Steel 1-Tank electric Fryer With Cabinet Capacity:28L/tank	DF-875	400*900*940	480*980*1060	52	64	3N-380	9	1	
	Stainless Steel electric Griddle With Cabinet Griddle size:341*700*16CM	EH-876Z	400*900*940	480*980*1060	63	75	3N-380	4.1	1	
	Stainless Steel electric Range With 2-hot plate	EH-877	400*900*940	480*980*1060	45	57	3N-380	8	1	
	Stainless Steel Pasta electric Cooker With Cabinet	EH-878	400*900*940	480*980*1060	48	60	3N-380	9kw	1	
	Stainless Steel Pasta electric Cooker With Cabinet	EH-878C	400*900*940	480*980*1060	48	60	3N-380	9kw	1	












Photo	Commodities &Features	Model	Size (mm)	Packing size(mm)	N/W(KG S)	G/W(KGS)	Volt (V)	Hp (kW)	QTY (PCS)	Unit price
	Stainless Steel electric Grill With Cabinet	EB-879	400*900*940	480*980*1060	77	89	3N-380	4.1kw	1	
	Stainless Steel electric Range With 2-hot plate	EH-877B	400*900*940	480*980*1060	45	57	3N-380	5.2	1	
	Stainless Steel electric Bain Marie With Cabinet	EH-774Z	400*730*940	480*830*1060	42	52	3N-380	3	1	
	Stainless Steel 1-Tank electric Fryer With Cabinet Capacity:28L/tank	DF-775	400*730*940	480*830*1060	48	58	3N-380	9	1	
	Stainless Steel electric Griddle With Cabinet Griddle size:341*535*16CM	EH-776Z	400*730*940	480*830*1060	58	68	3N-380	4.1	1	
	Stainless Steel electric Range With 2-hot plate	EH-777B	400*730*940	480*830*1060	58	68	3N-380	5.2	1	
	Stainless Steel Pasta electric Cooker With Cabinet	EH-778	400*730*940	480*830*1060	42	50	3N-380	9kw	1	
	Stainless Steel Pasta electric Cooker With Cabinet	EH-778C	400*730*940	480*830*1060	42	50	3N-380	9kw	1	
	Stainless Steel electric Grill With Cabinet	EB-779	400*900*940	480*980*1060	77	89	3N-380	5.4	1	

Photo	Commodities &Features	Model	Size (mm)	Packing size(mm)	N/W(KG S)	G/W(KGS)	Volt (V)	Hp (kW)	QTY (PCS)	Unit price
	electric bain marie 4 pan	EH-684	600*650*480	<b>700*740*560</b>	19	22	220V	1.5	1	
	Counter Top Electric 2-Tank Fryer(2-Basket) basket size:214*197*153mm	DF-685	600*650*480	<b>700*740*560</b>	18	28	220	3.8+3.8	1	
	Counter Top Electric Griddle thickness of griddel:8mm cooking area:550*350mm	EG-686	600*650*480	<b>700*740*560</b>	30	38	220	5.4	1	
	Counter Top Electric 4-Plate Cooker	EH-687	600*650*480	<b>700*740*560</b>	19	27	220	8	1	
	Counter Top Electric Noodle Cooker	EH-688	600*650*480	<b>700*740*560</b>	20	28	220	6	1	
	Counter Top Electric Lava Rock Griller cooking area:55*38CM	EB-689	600*650*480	<b>700*740*560</b>	36	46	380	7.8kw	1	
	Counter Top electric Bain Marie	EH-634	400*650*480	<b>700*740*560</b>	13	16	220	1.5	1	
	Counter Top Electric 1-Tank Fryer(1-Basket) basket size:214*197*153mm	DF-635	400*650*480	<b>500*740*560</b>	13	15	220	3.8	1	








Photo	Commodities &Features	Model	Size (mm)	Packing size(mm)	N/W(KG S)	G/W(KGS)	Volt (V)	Hp (kW)	QTY (PCS)	Unit price
	Counter Top electric Griddle cooking area:50*40CM	EG-636	400*650*480	<b>500*740*560</b>	36	40	220	4.5	1	
	Counter Top Electric 2-Plate Cooker	EH-637	400*650*480	<b>500*740*560</b>	13	20	220	4.6	1	
	Counter Top electric Pasta Cooker	EH-638	400*650*480	<b>700*740*560</b>	14	19	220	4.5KW	1	
	Counter Top electric Lava Rock Grill cooking area:49*38mm	EB-639	400*650*480	<b>500*740*560</b>	25	30	380V	3.9	1	
	Gas Kebab Machine(2 burner) 1,With oil pan. 2,With motor on the bottom of the machine so the meat can be turned around. 3.for 2-3KG meat cooking area:290MM	GB-25A	440*290*530	500*380*590	10	15	Gas	7.7	1	
	Gas Kebab Machine(3 burners) 1,With oil pan. 2,With motor on the bottom of the machine so the meat can be turned around.	GB-800	540*630*800	630*730*870	23	37	Gas	11.5	1	
	Gas Kebab Machine(4 burners) 1,With oil pan. 2,With motor on the bottom of the machine so the meat can be turned around. 3.for 8-10 kg meat 4.cooking area:580MM	GB-950	540*630*950	630*730*1020	27	40	Gas	15.4	1	








Photo	Commodities &Features	Model	Size (mm)	Packing size(mm)	N/W(KG S)	G/W(KGS)	Volt (V)	Hp (kW)	QTY (PCS)	Unit price
	Gas Kebab Machine(6 burners) 1,With oil pan. 2,With motor on the bottom of the machine so the meat can be turned around.	GB-1150	540*630*1150	630*730*1250	36	46	Gas	24	1	
	Gas Kebab Machine(5 burners) 1,With oil pan. 2,With motor on the bottom of the machine so the meat can be turned around.	GB-1050	540*630*1050	630*730*1150	32	40	Gas	19.8	1	
	Electric Kebab Machine .cooking area:580MM	EB-808	580*630*950	630*730*1020	26	40	220	6	1	
	Gas Whole Pig Roaster motor power:80W inner size:1185*800*500mm capaicy:25-35KG	GB-368K	1500*1000*1380	1570*1115*1425	130	145		12	1	
	Gas Rotisserie(3 skewers) Capacity:15 pieces chicken Safety valve and thermocouple.	JGT-3P	1200*500*730	1260*560*830	77	88	gas	18	1	
	Gas Rotisserie(4 skewers) Capacity:20pieces chicken Safety valve and thermocouple.	JGT-4P	1200*500*905	1260*560*1000	92	102	gas	24KW/0.2KW	1	
	Gas Rotisserie(5 skewers) Capacity:25pieces chicken Safety valve and thermocouple.	JGT-5P	1200*500*1080	1260*560*1440	107	120	gas	30KW/0.25KW	1	

Photo	Commodities &Features	Model	Size (mm)	Packing size(mm)	N/W(KG S)	G/W(KGS)	Volt (V)	Hp (kW)	QTY (PCS)	Unit price
	Gas Rotisserie(6skewers) Capacity:30 pieces chicken Safety valve and thermocouple.	JGT-6P	1200*500*1260	1260*630*1360	128	138	gas	36KW/0.3KW	1	
	Gas Rotisserie(7skewers) Capacity:35 pieces chicken Safety valve and thermocouple.	JGT-7P	1200*500*1435	1260*560*1515	141	161	gas	42KW/0.35KW	1	
	Gas Rotisserie(8skewers) Capacity:40 pieces chicken Safety valve and thermocouple.	JGT-8P	1200*550*1620	1280*630*1720	156	170	gas	48KW/0.4KW	1	
	Gas Chicken Rotisserie Capacity:16-20 pieces chicken	GB-368	1010*630*770	1100*720*880	71	89	220	8.2	1	
	Gas Chicken Rotisserie Capacity:8 pieces chicken	GB-366	810*630*610	1090*720*970	63	73	220	8.2	1	
	Gas Chicken Rotisserie Capacity:16-20 pieces chicken speed:2.5~3 round/min the motor on the top motor:45W	GB-306	670*610*1560	880*670*1620	77	97	220	7.5	1	
	Gas Full Sheep Roaster inner size:1010*520*1015MM capacity:20KG per side	GB-306-2	1400*620*1580	1460*680*1700	136	175		16.4	1	
	Electric 2 Layers Chicken Rotisserie Capacity:48~56 pieces chicken	EB-202	1000*900*2020	1060*960*2190	230	256	220	18.6	1	



Photo	Commodities &Features	Model	Size (mm)	Packing size(mm)	N/W(KG S)	G/W(KGS)	Volt (V)	Hp (kW)	QTY (PCS)	Unit price
	Electric Chicken Rotisserie Capacity:16-20 pieces chicken	EB-268	1010*630*770	1110*720*880	71	86	220	6	1	
	Electric Chicken Rotisserie Capacity:16-20 pieces chicken	EB-266	810*630*610	900*700*700	65	75	220	4.5	1	
	Electric Chicken Rotisserie Capacity:12 pieces chicken	EB-206	670*610*1560	730*610*1750	84	100	220	7.3	1	
	Electric Chicken Rotisserie Capacity:30~36 pieces chicken	EB-201	1000*900*1060	1060*960*1230	133	153	3N-380	9.3	1	
	Revolve mutton string oven	EB-36	440*380*520	500*470*610	15	20	220	3	1	
	Revolve mutton string oven	EB-36-2	440*380*720	500*470*810	20	27	220	6	1	
	Revolve roasts corn machine	EB-18	440*380*520	500*470*610	15	20	220	3	1	
	Revolve roasts corn machine	EB-18-2	440*380*720	500*470*810	20	27	220	6	1	









Photo	Commodities &Features	Model	Size (mm)	Packing size(mm)	N/W(KG S)	G/W(KGS)	Volt (V)	Hp (kW)	QTY (PCS)	Unit price
	Electric Vertical Broiler	EB-21	290*240*475	370*330*530	7	8	220	3	1	
	Electric Vertical Broiler	EB-25	290*240*540	330*280*540	7	8	220	3	1	
	Electric smokeless barbecue oven	EB-220	1100*480*240	11400*490*250	15	20	220	9	1	
	Electric smokeless barbecue oven	EB-110	1100*360*240	11400*390*250	11	19	220	6	1	
	Electric smokeless barbecue oven	EB-580	580*385*240	610*390*250	7	11	220	3	1	
	Electric Lift Salamander the heating element on the top	EB-450	450*450*500	500*500*580	34	46	220	2.8	1	
	Electric Lift Salamander the heating element on the top	EB-600	600*450*500	680*500*580	49	59	220	3.6	1	
	Electric Hanging Salamander the heating element on the top	AT-936	570*340*270	660*440*380	9	13	220	2.2	1	









Photo	Commodities &Features	Model	Size (mm)	Packing size(mm)	N/W(KG S)	G/W(KGS)	Volt (V)	Hp (kW)	QTY (PCS)	Unit price
	Electric Hanging Salamander the heating element on the top	AT-937	8000*450*470	880*510*560	28	35	220	4	1	
	Gas smokeless barbecue oven with 2 fan	GB-110	1100*420*235	1170*490*280	12	16	Gas	6.8	1	
	Gas smokeless barbecue oven with 2 fan	GB-220	1100*480*235	1170*540*280	14	18	Gas	7.2	1	
	Gas smokeless barbecue oven with 1 fan	GB-580	580*420*235	640*540*280	7	8	Gas	3.4	1	
	Gas Infrared Salamander with 4 burner one the top	GT-14	690*490*610	790*510*700	33	39	Gas	7	1	
	Gas Infrared Salamander with 6 burner one the top	GT-16	880*490*610	930*510*700	42	50	Gas	10.5	1	
	electric rotary bread oven	EB-550	330*550*550	400*620*620	33	43	220	3.3	1	
	electric kebab slicer Knife Size: 100mm Cutting depth: 0-8mm One more extra blade 6pcs/ctn	KS-100E	diameter:100mm		1.2	3	220	Power:80 W 2600RPM	1	










Photo	Commodities &Features	Model	Size (mm)	Packing size(mm)	N/W(KG S)	G/W(KGS)	Volt (V)	Hp (kW)	QTY (PCS)	Unit price
	1-Tank Electric Computer Fryer with Oil Filtering System Capacity:30L/tank	DF-30A	400*800*1100	480*890*1170	55	75	220	18	1	
	Electric 1-Tank Fryer(2-Basket) with timer Capacity:28L/tank	DF-26A	400*800*1090	480*890*1170	47	61	3N~380	9	1	
	Heavy duty stainless steel Electric 2-Tank Fryer(4-Basket) with Timer(28L/Tank) with 4 adjustable leg Temperature:50-200°C	DF-26-2A	800*800*1125	880*880*1225	68	87	3N~380	9+9	1	
	Electric 1-Tank Fryer(2-Basket) Capacity:28L/tank	DF-26	400*800*1125	510*890*1160	47	61	3N~380	9	1	
	Electric 1-Tank Fryer(2-Basket) Capacity:14L/tank	DF-28	400*800*1125	480*890*1170	62	77	3N~380	6+6	1	
	Electric Microcomputer Fryer(1 tank 2 baskets) Capacity:30L/tank	DF-30	400*800*1125	480*890*1170	40	50	3N-380V	18	1	
	Electric computer Fryer(2 tank 2 baskets) Capacity:14L/tank	DF-32	400*800*1125	480*890*1170	42	50	3N-380V	6+6	1	







Photo	Commodities &Features	Model	Size (mm)	Packing size(mm)	N/W(KG S)	G/W(KGS)	Volt (V)	Hp (kW)	QTY (PCS)	Unit price
	Electric computer Fryer(2 tank 2 baskets) with oil filter cart Capacity:14L/tank	DF-32A	400*800*1125	480*890*1170	62	72	3N-380V	6+6	1	
	digital electric fryer 2 tank & 4 basket with oil filter cart Capacity:28L/tank	DF-30-2A	800*800*1125	880*880*1225	80	100	3N-380V	18+18	1	
	digital electric fryer 2 tank & 4 basket Capacity:28L/tank	DF-30-2	800*800*1125	880*880*1225	80	100	3N-380V	18+18	1	
	digital electric fryer 2 tank & 4 basket Capacity:28L/tank	DF-38	800*800*1125	880*880*1225	80	100	3N-380V	18+18	1	
	Electric 2-Tank Fryer(4-Basket) Capacity:28L/tank	DF-26-2	800*800*1125	980*900*1160	69	88	3N-380	9+9	1	
	Electric 3-Tank Fryer(3-Basket) Capacity:14L/tank	DF-26-3	700*800*1125	780*900*1225	68	88	3N-380	6*3	1	
	Counter Top Electric 1-Tank Fryer(1-Basket) with Safety Oil Valve 1.Capacity:8L/tank temperature:60-200 degree tank size:24*30*19CM with CE certificated	DF-12L	290*550*410	360*600*520	13	19	220	2.8kw	1	



Photo	Commodities &Features	Model	Size (mm)	Packing size(mm)	N/W(KG S)	G/W(KGS)	Volt (V)	Hp (kW)	QTY (PCS)	Unit price
	Counter Top Electric 2-Tank Fryer(2-Basket) with Safety Oil Valve Capacity:8L/tank tank size:24*30*19CM with CE certificated	DF-12L-2	580*550*410	680*600*520	24	34	220	2.8kw*2	1	
	Counter Top Electric 1-Tank Fryer(1-Basket) with Safety Oil Valve Capacity:6L/tank with CE certificated	DF-10L	290*550*360	380*600*470	11	15	220	2.2	1	
	Counter Top Electric 2-Tank Fryer(2-Basket) with Safety Oil Valve Capacity:6L/tank temperature:60-200 degree with CE certificated	DF-10L-2	580*550*360	680*600*470	22	30	220	2.2+2.2	1	
	Counter Top Electric 1-Tank Fryer(1-Basket) Capacity:12.5L/tank temperature:60-200 degree tank size:26*38*22CM with CE certificated	DF-903	330*600*435	360*680*540	11	17	220	3.8	1	
	Counter Top Electric 2-Tank Fryer(2-Basket) Capacity:12.5L/tank temperature:60-200 degree tank size:26*38*22CM with CE certificated	DF-904	660*600*435	720*680*550	22	32	220	3.8+3.8	1	
	<b>counter top electric fryer 1-tank&amp; 1 basket(6l/tank)</b>	<b>DF-81</b>	<b>290*440*310</b>	310*470*330	4	5	220	2.2	1	
	<b>counter top electric fryer 2-tank&amp; 2-basket(6l/tank)</b>	<b>DF-82</b>	<b>550*440*310</b>	590*470*330	8	9	220	2.2+2.2	1	

Photo	Commodities &Features	Model	Size (mm)	Packing size(mm)	N/W(KG S)	G/W(KGS)	Volt (V)	Hp (kW)	QTY (PCS)	Unit price
	Counter top electric 1 tank fryer (1-Basket) Capacity:6L/tank temperature:60-200 degree with CE certificated	DF-6L	265*425*280	390*290*360	4	5	220	2.2	1	
	Counter Top Electric 2-Tank Fryer(2-Basket) Capacity:6L/tank temperature:60-200 degree with CE certificated	DF-6L-2	530*425*280	590*470*330	8	9	220	2.2+2.2	1	
	Counter Top Electric 1-Tank Fryer(1-Basket) Capacity:8L/tank temperature:60-200 degree with CE certificated	DF-8L	265*425*330	310*470*380	6	7	220	2.8	1	
	Counter Top Electric 2-Tank Fryer(2-Basket) Capacity:8L/tank temperature:60-200 degree with CE certificated	DF-8L-2	530*425*330	590*470*380	12	13	220	2.8*2	1	
	Gas Fryer with SIT valve Temperature Controller(Freestanding) Capacity:35L/tank	GF-23G	420*720*1050	500*790*1050	49	65	Gas	24	1	
	Gas Fryer with SIT valve Temperature Controller(Freestanding) Capacity:30L/tank	GF-2G	396*702*1088	460*790*1113	41	56	Gas	16	1	
	Gas Fryer(Freestanding) Capacity:25L/tank	GF-3G	370*645*970	460*720*1050	26	38	Gas	9	1	








Photo	Commodities &Features	Model	Size (mm)	Packing size(mm)	N/W(KG S)	G/W(KGS)	Volt (V)	Hp (kW)	QTY (PCS)	Unit price
	Gas Fryer(Freestanding) Capacity:36L/tank	GF-5G	550*645*970	620*710*1050	35	53	Gas	17	1	
	vertical electric temperature controlled Fryer(Freestanding) Capacity:40L/tank	DF-5G	550*600*970	620*710*1050	35	53	220	6	1	
	Gas 1-Tank Fryer(1-Basket) Capacity:6L/tank	GF-71	290*520*460	320*590*550	10	15	Gas	3.8	1	
	Gas 2-Tank Fryer(2-Basket) Capacity:6L/tank	GF-72	580*520*445	650*600*550	20	28	Gas	9	1	
	Gas temperature-controlled fryer(1 tank&2-basket) Capacity:28L/tank	GF-73A	660*650*480	710*700*510	27	35	Gas	9	1	
	electric fryer with one tank capacity:15L	DF-500	500*500*435	560*560*520	12	8	220	4.5	1	
	gas fryer with one tank capacity:17L	GF-500	500*580*520	560*620*600	20	25	GAS	6KW	1	








Photo	Commodities &Features	Model	Size (mm)	Packing size(mm)	N/W(KG S)	G/W(KGS)	Volt (V)	Hp (kW)	QTY (PCS)	Unit price
	Electric Stainless Steel Panini Grill 1,Heat is applied on both sides. 2,On/off switch. 3,cooking area:33*23CM with CE certificate.	EG-811E	410*305*210	480*450*300	15	20	220	2.2	1	
	Electric Stainless Steel Panini Grill 1,Heat is applied on both sides. 2,On/off switch. 3,cooking area:34*22CM with CE certificate.	EG-811	370*305*210	430*420*310	13	17	220	1.8	1	
	Electric Stainless Steel Double Panini Grill 1,Heat is applied on both sides. 2, with CE certificate. 3.temperature:50~300°C 4.cooking area:47*23CM	EG-813	570*305*210	660*460*300	27	32	220	3.6	1	
	Electric Griddle(Flat plate) With CE certificated temperature:50~300°C thickness of griddel:8MM cooking area:54*30CM	EG-818	550*450*230	620*470*310	17	23	220	3	1	
	Electric Griddle(Flat plate) With CE certificated thickness of griddel:8MM	EG-820	730*500*230	790*520*310	24	35	220	4.4	1	
	Electric griddle(1/2Flat &1/2Grooved) With CE certificated thickness of griddel:8MM	EG-822	730*500*230	810*520*310	25	36	220	4.4	1	
	Electric Grill(Flat plate) With CE certificated thickness of griddel:16MM temperature:50~300°C cooking area:60*49CM with 6 heating element	EG-24	609*616*406	690*680*500	51	85	3N-380	8	1	





Photo	Commodities &Features	Model	Size (mm)	Packing size(mm)	N/W(KG S)	G/W(KGS)	Volt (V)	Hp (kW)	QTY (PCS)	Unit price
	Electric Grill(Flat plate) With CE certificated thickness of griddel:16MM temperature:50~300°C with 9 heating element	EG-36	914*616*406	980*680*500	75	92	3N-380	12	1	
	Electric Grill(Flat plate) With CE certificated thickness of griddel:16MM temperature:50~300°C with 12 heating element	EG-48	1200*616*406	1280*696*506	99	114	3N-380	16	1	
	Electric contact Grill cooking area:37*24CM	EG-815	370*450*210	440*510*260	19	25	220	2.5	1	
	Free Standing Electric Griddle thickness of griddel:16MM with CE certificated	EG-68	1200*800*830	1260*860*930	128	145	3N-380V	8.1	1	
	Free Standing Electric Grill thickness of griddel:16MM with CE certificated	EG-88	1500*800*830	1560*860*930	160	180	3N-380V	8.1	1	
	Stainless Steel Electric Single Crepe Maker,with CE certificated Cooking plate:400mm thickness:16mm	DE-1	450*485*240	540*570*300	19	28	220	3	1	
	Stainless Steel Electric Double Crepe Maker,with CE certificated Cooking plate:400mm <b>thickness:16mm</b>	DE-2	860*485*240	950*570*300	38	52	220	6	1	








Photo	Commodities &Features	Model	Size (mm)	Packing size(mm)	N/W(KG S)	G/W(KGS)	Volt (V)	Hp (kW)	QTY (PCS)	Unit price
	Gas Griddle(Flat plate) Cooking plate:54*34CM thickness:8mm	GH-718	550*500*400	780*640*480	20	28	Gas	19.4	1	
	Gas Griddle(Flat plate)with "H" shape burner thickness of griddel:16mm with safety device	GH-48	1200*660*480	1280*730*590	105	115	Gas	18	1	
	Gas Griddle(Flat plate)with "H" shape burner thickness of griddel:16mm with safety device	GH-36	900*660*480	980*740*580	76	91	Gas	13.5	1	
	Gas Griddle(Flat plate)with "H" shape burner thickness of griddel:16mm cooking area:59*46CM with safety device	GH-24	600*660*480	680*740*580	51	66	Gas	9	1	
	Gas Griddle(Flat plate) cooking plate:400mm thickness:8mm	GH-720	730*550*400	790*640*500	29	39	Gas	9.4	1	
	Gas Griddle(1/2Flat & 1/2Grooved)	GH-722	730*550*400	790*640*500	31	42	Gas	9.4	1	
	electric teppanyaki	EG-58A	1700*850*830	1780*950*930	200	220	380V	8.1	1	










Photo	Commodities &Features	Model	Size (mm)	Packing size(mm)	N/W(KG S)	G/W(KGS)	Volt (V)	Hp (kW)	QTY (PCS)	Unit price
	gas teppanyaki	GH-58A	1700*850*830	1780*950*930	200	220	gas/380V	8.1	1	
	electric teppanyaki	EG-68A	1200*800*830	1260*860*930	130	145	380V	8.3	1	
	electric teppanyaki	EH-88A	1500*800*830	1560*860*930	165	180	380V	8.3	1	
	gas teppanyaki	GH-68A	1200*800*830	1260*860*930	130	145	GAS	8.3	1	
	gas teppanyaki	GH-88A	1500*800*830	1560*860*930	165	180	GAS	8.3	1	
	Gas Convection Pasta Cooker	GH-676	600*630*410	670*780*520	22	29	Gas	21.5	1	
	Counter Top Noodle Cooker	EH-488	430*600*340	460*660*440	14	20	220	4	1	









Photo	Commodities &Features	Model	Size (mm)	Packing size(mm)	N/W(KG S)	G/W(KGS)	Volt (V)	Hp (kW)	QTY (PCS)	Unit price
	Electric Convection Pasta Cooker	EH-876	600*700*850	700*800*1000	26	35	220	6	1	
	Electric Convection Pasta Cooker	EH-874	430*700*850	530*750*1000	20	30	220	4	1	
	Gas Convection Pasta Cooker	GH-776	600*700*850	700*800*1000	26	35	Gas	8.4	1	
	Gas Convection Pasta Cooker	GH-774	430*700*850	530*800*1000	20	30	Gas	5.6	1	
	Counter Top electric pasta Cooker	EH-676	640*360*360	690*410*430	16	20	220	6	1	
	Automatic Lift pasta cooker Capacity:28L/tank	EH-678	620*730*940	700*700*1040	78	88	380	6+6	1	
	Counter Top electric pasta Cooker	EH-674	360*330*395	460*400*460	7	10	220	3	1	
	pasta cooker	EH-672	180*370*315	210*400*400	6	8	220	2	1	








Photo	Commodities &Features	Model	Size (mm)	Packing size(mm)	N/W(KG S)	G/W(KGS)	Volt (V)	Hp (kW)	QTY (PCS)	Unit price
	Electric Display Showcase temperature:30~85°C with CE certificated	DH-4P	2200*760*860	2260*820*960	89	105	220	5	1	
	Electric Curved Glass Warming Showcase temperature:30~85°C with 2 heating element with CE certificated	DH-827	660*466*610	720*520*700	21	35	220	0.8	1	
	Electric Curved Glass Warming Showcase temperature:30~85°C with 3 heating element pan size:32*27CM with CE certificated	DH-828	950*466*610	1000*540*670	30	46	220	1.2	1	
	Electric Curved Glass Warming Showcase temperature:30~85°C the size of top pan:39*29*45CM the size of bottom pan:595*395*500MM with CE certificated	DH-5P	1800*760*860	1890*830*920			220	3.6	1	
	Electric Display Showcase temperature:30~85°C the size of top pan:39*29*45CM the size of bottom pan:595*395*500MM with CE certificated	DH-6P	1500*760*860	1590*830*920	69	86	220	3.2	1	
	Electric Display Showcase temperature:30~85°C the size of top pan:39*29*45CM the size of bottom pan:595*395*500MM with CE certificated	DH-8P	1200*760*860	1310*840*930	59	75	220	2.4	1	
	Electric Display Showcase temperature:30~85°C with 2 fan with CE certificated	DH-2*2	700*640*730	760*700*830	27	40	220	0.8	1	








Photo	Commodities &Features	Model	Size (mm)	Packing size(mm)	N/W(KG S)	G/W(KGS)	Volt (V)	Hp (kW)	QTY (PCS)	Unit price
	Electric Display Showcase temperature:30~85°C with 3 fan with CE certificated	DH-2*3	980*640*730	1070*700*820	38	55	220	1.05	1	
	Electric Display Showcase temperature:30~85°C with CE certificated	DH-2*4	1200*640*730	1280*700*830			220	1.05	1	
	Electric Display Showcase temperature:30~85°C with CE certificated	DH-1100	1100*750*780	1180*830*880	46	66	220	2.8	1	
	Display Showcase temperature:30~85°C the size of shelf:57*30CM the distance of the layer is:95MM temperature:30~85°C with CE certificated	DH-580	640*360*530	680*400*590	22	35	220	1	1	
	Display Showcase temperature:30~85°C with CE certificated	DH-850	850*360*530	950*400*590	38	48	220	1	1	
	Curved Glass Warming Showcase temperature:30~85°C with CE certificated	R60-1	900*480*615	990*560*710	50	60	220	1.84	1	
	Curved Glass Warming Showcase temperature:30~85°C with CE certificated	R60-2	660*490*615	750*560*710	37	45	220	1.84	1	








Photo	Commodities &Features	Model	Size (mm)	Packing size(mm)	N/W(KG S)	G/W(KGS)	Volt (V)	Hp (kW)	QTY (PCS)	Unit price
	Electric Rotary Pizza Warmer diameter:39CM temperature:30~85°C with CE certificated	DH-E1	495*530*700	560*590*800	34	38	220	1.2	1	
	Electric Rotary Pizza Warmer (with 5-Pans) temperature:30~85°C with CE certificated	DH-E1X	495*530*700	560*590*800	34	38	220	1.2	1	
	Pizza warmer dry burner the detector on the top, with 3 light heating element in bottom temperature:30~85°C with CE certificated	DH-1P	350*425*500	630*450*620	16	24	220	0.85	1	
	French chips Warmer with CE certificated	DH-310	330*560*500	570*620*380	8	9	220	1	1	
	hot showcase with CE certificated	DH-211	645*440*320	710*500*400	18	25	220	0.18	1	
	Hot Showcase with CE certificated	DH-210	500*450*440	590*620*610	10	12	220	0.5	1	
	mobile single door Food Warmer Cart with 11 layer bore size:540*680*1380mm per tray height:115mm with 2 fan motor with CE certificated	DH-11-21	790*975*1795	1050*860*1850	104	125	220	2.62	1	










Photo	Commodities &Features	Model	Size (mm)	Packing size(mm)	N/W(KG S)	G/W(KGS)	Volt (V)	Hp (kW)	QTY (PCS)	Unit price
	mobile double door Food Warmer Cart with 22 layer bore size:540*680*1380mm per tray height:115mm with 4 fan motor with CE certificated	DH-11-22	1540*975*1795	1620*1080*1900	320	345	220	5.24	1	
	mobile Single door Food Warmer Cart with 5 layer per layer :150MM	DH-11-5F	800*970*1750	900*1050*1860	100	120	220	2.62	1	
	mobile double door Food Warmer Cart with 6 layer	DH-6F-2	1500*780*850	1580*880*950	100	120	220	2.9	1	
	Center Island with cup dispenser with ice cube storage	WS-01	1200*760*770	1260*820*870	50	60			1	
	Center Island with cup dispenser with ice cube storage	WS-02	1500*760*770	1560*820*870	60	70			1	
	Stainelss steel work bench with cabinet	WS-1	775*1100*780	840*1160*880	33	49			1	
	Stainelss steel work bench with cabinet with cup dispenser	WS-2	775*1100*780	820*1160*860	38	55			1	
	Stainelss steel work bench with cabinet	WS-11	1500*1100*780	1560*1160*880	63	83			1	
	Stainelss steel work bench with cabinet with cup dispenser	WS-12	1500*1100*780	1560*1180*880	70	90			1	









Photo	Commodities &Features	Model	Size (mm)	Packing size(mm)	N/W(KG S)	G/W(KGS)	Volt (V)	Hp (kW)	QTY (PCS)	Unit price
	Center Island with cup dispenser with ice cube storage	WS-23	1500*1100*780	1560*1160*880	68	88			1	
	electric Bun Toaster capacity:24 pieces with CE certificated	GF-212	410*700*330	480*780*420	25	33	220	2	1	
	Marinated Machine capacity:30KG speed of motor:29round/min motor:180W timer:15 min	YA-900	910*680*1030	980*750*940	29	45	220	0.38	1	
	Vacuum Marination machine capacity:30KG speed of motor:29round/min motor:180W timer:15 min	YA-908	910*680*1030	980*750*940	49	65	220	0.38	1	
	Eight Channel Timer	JG-8	300*112*60	320*140*100	1	1	220	0.02	1	
	Six Channel Timer	JG-6	250*130*60	270*150*100	1	1	220	0.012	1	
 薯条铲	French Fry Scoop	JG-25	250*130*60						1	
	Oil Filter Cart capacity:35L motor:370W material:SS201&SS430	LU-400	620*470*650	580*560*770	49	65	220	0.5	1	


Photo	Commodities &Features	Model	Size (mm)	Packing size(mm)	N/W(KG S)	G/W(KGS)	Volt (V)	Hp (kW)	QTY (PCS)	Unit price
	Wrapping Power Table	GW-1000	1000*700*800(950)	1070*770*990	25	30	220		1	
	Electric Wrapping Power Table motor:30W	GU-1200	1200*750*1100	1260*810*1200	60	85	220	0.18	1	
	Counter Top Electric Chips Warmer	VF-6	600*700*650	660*760*730	17	28	220	0.95	1	
	Counter Top Electric Chips Warmer	VF-8	800*710*650	790*880*790	28	40	220	0.6	1	
	Vertical Electric Chip Warmer with 3 light	VF-9	600*700*1500	710*810*1550	38	53	220V	0.75	1	
	Vertical Electric Chips Warmer	VF-10	1000*700*1570	1080*780*1670	52	72	220	0.75	1	
	electric plate warmer cart 1 holder	ER-1	450*485*930	590*570*1010	31	41	220	0.4	1	











Photo	Commodities &Features	Model	Size (mm)	Packing size(mm)	N/W(KG S)	G/W(KGS)	Volt (V)	Hp (kW)	QTY (PCS)	Unit price
	electric plate warmer cart 2 holder	ER-2	450*970*930	1010*560*1010	48	62	220	0.8	1	
	chips cutter	ST-01	375*170*330	360*200*180	5	6			1	
	commercial chips cutter	ST-02	280*130*150	300*150*180	1	1	0	0	1	
	Gas Seafood Steamer *201 S/S material *fast heating, good effect. *Large capacity with 5 layer *Energy saving and easy operation	GH-5J	590*505*1430	560*640*1500	49	60		12kW	1	
	Electric Seafood Steamer *201 S/S material *fast heating, good effect. *Large capacity with 5 layer *Energy saving and easy operation	EH-5J	480*560*1400	560*640*1500	49	60	3N-380	12kW	1	
	electric pizza oven single layer working area:560*385mm	LD-1S	1125*580*435	1200*680*530	49	59	220	6.7	1	
	electric pizza oven single layer working area:560*385mm	LD-2S	1460*580*435	1560*680*530	59	70	220	6.7	1	
	Electric Single Layer Pizza Oven capacity:12inch*4 pizza for one layer temperature:50~450°C top and bottom with heating element inner size:62*61CM	EB-1	900*820*430	970*1190*530	48	56	3N-380	4.2	1	








Photo	Commodities & Features	Model	Size (mm)	Packing size(mm)	N/W(KG S)	G/W(KGS)	Volt (V)	Hp (kW)	QTY (PCS)	Unit price
	Electric Double Layers Pizza Oven capacity:12inch*4 pizza for one layer temperature:50~450°C top and bottom with heating element inner size:62*61CM	EB-2	900*820*750	970*1190*850	90	NUY	3N-380	8.4	1	
	Electric Convection Oven with Glass Window with CE certificated	EB-8B	750*650*410	830*730*520	28	38	220V	3	1	
	Stainless Steel Gas Oven inner size:56*70*37CM	GB-328	830*835*650	880*910*690	88	78	Gas	4.6	1	
	Persprctive convection oven 1.with 2 fan motor 2.timer:120Min with 4 layer with CE certificated top with heating element	EB-4A	595*530*570	660*650*660	39	54	220	2.6	1	
	Persprctive convection oven 1.with 2 fan motor 2.timer:120Min with 4 layer with CE certificated	EB-1A	595*530*570	660*650*660	39	54	220	2.6	1	
	Persprctive convection oven 1.with 2 fan motor 2.timer:120Min with 4 layer with CE certificated top with heating element and with eletron	EB-4B	595*530*570	660*650*660	39	54	220	2.6	1	
	Electric Convection Oven (CE certificate) Micro computer controller. Inner oven size:(W*D*H)45*36*36cm λHot Air Circulation Function λTime Control Function	EB-1AE	595*530*570	660*650*660	45	55	220V	2.6KW	1	









Photo	Commodities &Features	Model	Size (mm)	Packing size(mm)	N/W(KG S)	G/W(KGS)	Volt (V)	Hp (kW)	QTY (PCS)	Unit price
	Electric Convection Oven (CE certificate) Micro computer controller. Inner oven size:(W*D*H)45*36*36cm λHot Air Circulation Function λTime Control Function λUpper Heating Function	EB-4AE	595*530*570	660*650*660	45	55	220V	2.6KW	1	
	<b>perspective convection oven with Spray with CE certificated pan size:40*60CM 4 layer</b>	<b>EB-8A</b>	<b>835*770*575</b>	910*850*670	55	60	220	5.8	1	
	perspective convection oven with spray tray size:580*400mm/4 pcs	EB-8C	840*780*650	940*880*750	89	95	220V	4	1	
	perspective proofer with spray tray size:580*400mm/10 pcs	EB-8CX	840*760*900	940*860*100	52	60	220	0.5	1	
	perspective convection oven with spray tray size:435*315/4pieces	EB-4C	670*630*450	770*730*550	30	35	220	3	1	
	perspective proofer with spray tray size:435*315/10pieces	EB-4CX	670*640*900	770*740*1000	29	35	220	0.5	1	
	electric pizza oven Inner size:425*385*210MM	EB-2M	560*530*430	660*630*530	36	40	220	3	1	
	electric pizza oven Inner size:425*385*210MM	EB-1M	560*530*290	660*630*390	18	23	220	1.5	1	










Photo	Commodities &Features	Model	Size (mm)	Packing size(mm)	N/W(KG S)	G/W(KGS)	Volt (V)	Hp (kW)	QTY (PCS)	Unit price
	electric oven	EB-228	800*830*595	880*900*650	68	78	220	3.5	1	
	Chocolate Stove temperature:30~60°C with CE certificated	EH-22	470*220*175	530*270*240	4	5	220	0.8	1	
	Chocolate Stove temperature:30~60°C with CE certificated	EH-23	620*220*175	690*270*240	5	6	220	0.8	1	
	Chocolate Stove temperature:30~60°C	EH-24	480*365*175	540*410*240	7	8	220	1.6	1	
	Electric Bain Marie temperature:30~110°C with CE certificated	EH-2	580*360*260	650*430*350	8	9	220	1.6	1	
	Electric Bain Marie temperature:30~110°C with CE certificated	EH-3	580*360*260	650*430*350	9	10	220	1.6	1	
	Electric Bain Marie temperature:30~110°C with CE certificated	EH-4	690*580*260	700*600*270	13	14	220	1.6	1	
	Electric Bain Marie temperature:30~110°C with CE certificated	EH-6	690*580*260	700*600*270	13	14	220	1.5	1	1/3*4''*6
	Electric Bain Marie temperature:30~110°C with CE certificated	EH-6V	690*580*260	700*600*270	13	14	220	1.5	1	1/3*6''*6









Photo	Commodities &Features	Model	Size (mm)	Packing size(mm)	N/W(KG S)	G/W(KGS)	Volt (V)	Hp (kW)	QTY (PCS)	Unit price
	Electric Bain Marie(three pans) dry burner temperature:30~85°C 1/3*6**3 with CE certificated	EH-3A	640*360*330	680*410*380	11	15	220	2	1	
	electric bain marie one pan temperature:30~110°C with CE certificated	EH-1	370*630*270	450*700*350	6	8	220	1.2	1	
	electric bain marie one pan 1/1*6**1 temperature:30~110°C with CE certificated	EH-1A	370*630*270	450*700*350	7	9	220	1.2	1	
	electric bain marie 2 pan 1/1*6**2 temperature:30~110°C with CE certificated	EH-2A	640*360*330	690*410*410	8	10	220	2	1	
	Electric bain marie SS201&430 thickness:0.9~1.0MM	EH-1*3	1060*630*700	1250*730*530	42	50	220	2.3	1	
	Electric bain marie SS201&430 thickness:0.9~1.0MM	EH-1*4	1400*630*700	1530*730*530	48	58	220	2.8	1	
	Electric bain marie SS201&430 thickness:0.9~1.0MM	EH-1*5	1750*630*700	1840*730*530	54	64	220	2.8	1	
	Electric bain marie SS201&430 thickness:0.9~1.0MM	EH-1*6	2200*630*700	2300*730*530	60	80	220	2.8	1	









Photo	Commodities &Features	Model	Size (mm)	Packing size(mm)	N/W(KG S)	G/W(KGS)	Volt (V)	Hp (kW)	QTY (PCS)	Unit price
	electric bain marie with 6 pan	EH-6D	700*600*300	780*680*380	15	20	220	2.2	1	
	electric bain marie with 4 pan	EH-4D	460*600*300	560*680*380	10	15	220	2.2	1	
	electric bain marie with 2 pan	EH-2D	250*600*300	300*680*380	6	8	220	2.2	1	
	Electric 6-pans Bain Marie(1/4*6**6) with CE certificated	EH-710	580*580*710	680*680*810	37	48	220	1.5	1	
	Electric Bain Marie with CE certificated	EH-810	1110*820*1266	1160*920*1360	80	110	220	5.1	1	
	Hot Showcase(Bread Display Warmer) temperature:30~110°C water capacity:2L	EH-450	420*480*810	490*530*860	27	33	220	1.2	1	
	Hot Showcase(Bread Steamer) temperature:30~110°C	EH-600	460*520*825	540*600*990	30	38	220	1.2	1	
	Hot Showcase(Bread Steamer) temperature:30~110°C	EH-600A	460*520*825	540*600*990	30	38	220	1.1	1	








Photo	Commodities &Features	Model	Size (mm)	Packing size(mm)	N/W(KG S)	G/W(KGS)	Volt (V)	Hp (kW)	QTY (PCS)	Unit price
	Commercial Candy Floss Machine *All stainless steel body.Good looking. *Our floss sugar recipe creates a wonderful sweet aroma	MH-480	480*480*350	530*530*420	8	10	220/24	0.05	1	
	Commercial Candy Floss Machine with CE certificated	MH-500	500*500*530	540*570*460	13	14	220V	1	1	
	popcorn machine Capacity:8 oz temperature:50-300°C with CE certificated	EB-801	500*360*680mm	590*400*750	15	23	220V	1.4	1	
	popcorn machine Capacity:8 oz temperature:50-300°C with CE certificated	EB-802	560*420*740mm	430*610*810	20	28	220V	1.4	1	
	Electric 1-Boiler Chestnut Roaster *Elegant structure ,high technique :stainless steel material, arc structure, horizontal roller structure easy to operate and move. * Temper glass, good transparency, durable, has good display effect. * Energy saving	EB-460	490*680*1330	760*580*1420	41	50	220	3	1	
	1-plate Waffle Baker With timer 1,diameter:18CM 2,The round plate is teflon coating so it is easy to clean. temperature:50-300°C	UWB-1	250*380*270	300*420*320	6	9	220	1	1	
	2-plate Waffle Baker With timer 1,diameter:18CM 2,The round plate is teflon coating so it is easy to clean. 3,Two temperature controller and timers. temperature:50-300°C	UWB-2	500*380*270	560*440*350	10	15	220	2	1	







Photo	Commodities &Features	Model	Size (mm)	Packing size(mm)	N/W(KG S)	G/W(KGS)	Volt (V)	Hp (kW)	QTY (PCS)	Unit price
	1-plate Cone Baker 1,diameter:21CM aluminum heating plate. 2.The round plate is teflon coating so it is easy to clean.	ZU-1	250*380*270	300*420*320	6	10	220	1	1	
	2-plate Cone Baker 1,diameter:21CM 2.The round plate is teflon coating so it is easy to clean. 3.Two temperature controller and timers. temperature:50-300°C	ZU-2	500*380*270	540*420*320	12	17	220	2	1	
	5 Rolling Hot-Dog Grill *Removable and changeable roller tray for easy cleaning *Independent heater and motor power control *All stainless steel body with special long rollers .Switch and thermostat control front and back temperature:50-300°C	EH-205	585*225*430	640*300*530	10	15	220	1	1	
	7 Rolling Hot-Dog Grill *Removable and changeable roller tray for easy cleaning *Independent heater and motor power control *All stainless steel body with special long rollers .Switch and thermostat control front and back temperature:50-300°C	EH-207	585*330*430	640*400*530	15	19	220	1.4	1	
	9 Rolling Hot-Dog Grill *Removable and changeable roller tray for easy cleaning *Independent heater and motor power control *All stainless steel body with special long	EH-209	585*405*430	640*480*530	18	22	220	1.8	1	
	Gas Takoyaki Machine(2 plates)	GH-767	465*530*230	495*570*320	14	16	Gas	gas	1	










Photo	Commodities &Features	Model	Size (mm)	Packing size(mm)	N/W(KG S)	G/W(KGS)	Volt (V)	Hp (kW)	QTY (PCS)	Unit price
	Gas Takoyaki Machine(3 plates)	GH-768	670*530*230	710*570*320	23	26	Gas	gas	1	
	Electric Takoyaki Machine(2 plates)	EH-767	450*450*230	500*480*250	13	15	220	4	1	
	Electric Takoyaki Machine(3 plates)	EH-768	605*450*230	670*480*250	21	24	220	6	1	
	Water Boiler capacity:8L output:25L/H	WB-5	190*240*570	260*270*620	10	11	220	2.4	1	
	Water Boiler capacity:12L output:50L/H	WB-21	190*240*650	260*460*730	13	14	220	2.4	1	
	Single Milk Shake Machine * Stainless steel construction *Easy operate * Stainless steel container *Auto start with main switch *Overload protected with CE certificated	JG-MS1	190*160*530	240*200*590	4.7	6	220	0.15	1	
	Double Milk Shake Machine * Stainless steel construction *Easy operate * Stainless steel container *Auto start with main switch *Overload protected with CE certificated	JG-MS2	190*230*530	300*340*630	9	10	220	0.3	1	








Photo	Commodities &Features	Model	Size (mm)	Packing size(mm)	N/W(KG S)	G/W(KGS)	Volt (V)	Hp (kW)	QTY (PCS)	Unit price
	4-Slice Toaster *All stainless steel body, round side design, with timer,4 slice of bread can be cooked at the same time.	4ATS	300*270*225	400*250*280	3	5	220	2	1	
	6-Slice Toaster *All stainless steel body, round side design, with timer,6 slice of bread can be cooked at the same time.	6ATS	420*270*225	500*300*300	6	8	220	3	1	
	Straw Dispenser	SB-234	234*130*192	24*13*20	1	2			1	
	stainless steel Ice-cream Maker Capacity:4L*2 output:24L/hr	BQL-838N	717*480*1260MM	770*640*1230	135	150	220	1.7	1	
	stainless steel table top Ice-cream Maker Capacity:4L*2 output:24L/hr	BQL-838T	771*480*690	770*640*954	130	140	220	1.7	1	
	Electric Juice Dispenser(2 tanks) capacity:12L/tank	PL-234A	430*430*620	540*540*720	32	35	220	0.32	1	
	Electric Juice mixer(3 tanks) capacity:12L/tank	PL-351A	630*430*620	690*610*760	36	38	220	0.41	1	








Photo	Commodities &Features	Model	Size (mm)	Packing size(mm)	N/W(KG S)	G/W(KGS)	Volt (V)	Hp (kW)	QTY (PCS)	Unit price
	Ice Crusher	GT-6	210*420*290	260*480*390	6	7	220	0.3	1	
	Ice Crusher/Soya milk machine	TM-767	240*210*530	300*300*630	4	5	220	1.2	1	
	Ice Crusher/Soya milk machine capacity:2.8L	TM-888	270*235*530	300*300*600	6	7	220	2.2	1	
	Ice Crusher/Soya milk machine capacity:2 L	TM-998	280*275*515	300*300*600	4	5	220	1.6	1	
	Ice Crusher/Soya milk machine capacity:2.5 L	TM-986	280*275*515	470*360*330	4.7	7	220	2.2	1	
	Ice Crusher/Soya milk machine capacity:2 L	TM-989	235*205*480	300*300*560	4.2	6	220	1.6	1	
	Ice Crusher/Soya milk machine capacity:2 L	TM-1000	235*205*480	300*300*560	7.2	8.5	220	1.5	1	







Photo	Commodities &Features	Model	Size (mm)	Packing size(mm)	N/W(KG S)	G/W(KGS)	Volt (V)	Hp (kW)	QTY (PCS)	Unit price
	Electric Conveyor Toaster 150-180 slices/hr	EB-150	288*418*387	560*380*600	13	15	220	1.5	1	
	Electric Conveyor Toaster 300-350 slices/hr	EB-300	368*418*387	560*380*600	13	15	220	1.5	1	
	Waffle maker *Stainless steel construction with cast iron heating plate timer:5 min	UWB-1B	255*445*205	300*500*250	9	10	220	1.09	1	
	Korean fish crisp maker *Stainless steel construction with cast iron heating plate timer:5 min temperature:50-300°C	EG-6Q	385*330*300	450*370*340	10	11	220	1.5	1	
	Crips machine(5 parts) *Stainless steel construction with cast iron heating plate *It is popular with the advantages of cleaning ,sanitation, easy to operation and power saving and etc. timer:5 min	EG-5X	335*330*260	450*450*350	8	9	220	1.5	1	
	Crips machine(6 parts) *Stainless steel construction with cast iron heating plate timer:5 min temperature:50-300°C	EG-6X	380*330*260	500*450*350	9	10	220	1.5	1	







Photo	Commodities &Features	Model	Size (mm)	Packing size(mm)	N/W(KG S)	G/W(KGS)	Volt (V)	Hp (kW)	QTY (PCS)	Unit price
	Donut machine *Stainless steel construction with cast iron heating plate timer:5 min temperature:50-300°C	EG-6A	255*480*180	310*530*260			220	1.2	1	
	Donut machine *Stainless steel construction with cast iron heating plate timer:5 min temperature:50-300°C	EG-50	340*320*260	50*45*35	9	10	220	1.5	1	
	Corn Crisp Maker *Stainless steel construction with cast iron heating plate temperature:50-300°C	EG-5B	435*410*315	500*450*350	9	10	220	1.5	1	
	Corn Crisp Maker *Stainless steel construction with cast iron heating plate timer:5 min temperature:50-300°C	EG-7A	255*480*180	310*530*260			220	1.09	1	
	Waffle baker temperature:50-300°C timer:5 minutes	UWB-1B-2	510*445*170	580*510*230	18	20	220	2.18	1	
	Donut machine temperature:50-300°C timer:5 minutes	EG-6A-2	510*410*315	580*510*230	14	18	220	3	1	








Photo	Commodities &Features	Model	Size (mm)	Packing size(mm)	N/W(KG S)	G/W(KGS)	Volt (V)	Hp (kW)	QTY (PCS)	Unit price
	crisps machine temperature:50-300°C timer:5 minutes	EG-7A-2	510*410*315	580*510*230	14	18	220	3	1	
	electric egg cake baker	EG-30	220*360*270	490*320*330	6	7	220	1.4	1	
	rotary waffle baker	UWB-1A	220*500*270	300*560*330	7	8	220	1.4	1	
	Four Sides Glass Display Cooler (4-10 °C) Danfoss Brand compressor	CP-400	650*650*1860	750*750*2000	95	120	220	0.45	1	
	Six Sides Glass Display Cooler (4-10 °C) Danfoss Brand compressor	CP-600	960*960*1860	1060*1060*2000	115	136	220	0.45	1	
	Ice Cream Display Showcase (R404 Refrigerant)(-16~-20 °C) danfoss Brand compressor 12 /16pans	CB-1200	1200*1130*1250	1280*1210*1350	170	190	220	0.78	1	
		CB-1500	1500*1130*1250	1690*1160*1400	210	230	220	0.91	1	
	Single Arc Refrigerate Display (R134A) (4-10 °C) 1. Danfoss Brand compressor 2. the glass of front inset heating wire,defog	CC-900	900*760*1250	980*820*1380	100	120	220	0.45	1	
		CC-1200	1200*760*1250	1280*820*1380	120	140	220	0.68	1	








Photo	Commodities &Features	Model	Size (mm)	Packing size(mm)	N/W(KG S)	G/W(KGS)	Volt (V)	Hp (kW)	QTY (PCS)	Unit price
	3. the thickness of front glass:25mm 4. the thickness of side glass:23MM 5. the thickness of back glass:17mm	CC-1500	1500*760*1250	1530*860*1370	140	160	220	0.76	1	
	stainless steel construction and good looking and durable imported compressor,brand"ASPERA",quite and energy-saving High-accuracy electric thermostat and LCD shows the temperature	CT-900	900*500*725	1020*610*850/540*340*190	60	75	220	0.65	1	
	counter top warming display showcase with CE certificated temperature:40-85°C capacity:95L/145L	HT-600	600*500*520	700*580*580	50	60	220	0.6	1	
		HT-900	900*500*520	1000*580*580/490*350*170	60	75	220	0.8	1	
	Italian Semi-automatic coffee machine(single head) Capacity:6L	K201T	405*600*580	<b>520*460*600</b>	36	44	220	2.5	1	
	Italian Semi-automatic coffee machine(Double head) Capacity:11L	K202T	698*600*580	<b>790*660*715</b>	60	70	220	3.8	1	
	Italian Semi-automatic coffee machine(Double head) Capacity:11L	K302T	760*560*540	840*660*640	56	66	220	3.8	1	
	Italian Semi-automatic coffee machine(single head) Capacity:6L	K301T	490*550*570	590*660*640	36	46	220	2.5	1	








Photo	Commodities &Features	Model	Size (mm)	Packing size(mm)	N/W(KG S)	G/W(KGS)	Volt (V)	Hp (kW)	QTY (PCS)	Unit price
	Italian Semi-automatic coffee machine(single head) Capacity:6L	K101T	335*530*515	600*430*600	36	46	220	2.5	1	
	Italian Semi-automatic coffee machine(Double head ) Capacity:11L	K102T	500*530*515	580*600*600	56	66	220	3.8	1	
	Electronic control coffee bean grinder capacity:1.5L	KM900N	400*250*590	<b>450*300*650</b>	13	18	220	0.36	1	
	milk urn capacity:16L	KY-316	320*320*520	350*340*590	4	5	220	1.5	1	
	milk tea warmer bucket capacity:13L	KY-313	350*300*340	400*350*400	2.7	4			1	
	S/S 2-Door Refrigerated Cabinet chiller Temp:5--5°C Upper cabinet is freezer and bottom cabinet is cooler 500 liters compressor:domestic	GD-2	620*715*1910	680*790*1960	75	86	220V	0.2	1	
	S/S 4-Door Refrigerated Cabinet Temp:-15°C~-5°C Upper cabinet is freezer and bottom cabinet is cooler 1000 liters compressor:domestic	GD-4	1200*715*1910	1300*760*1970	130	145	220V	0.45	1	











Photo	Commodities &Features	Model	Size (mm)	Packing size(mm)	N/W(KG S)	G/W(KGS)	Volt (V)	Hp (kW)	QTY (PCS)	Unit price
	S/S 4-Door Refrigerated Cabinet Temp:-15°C~5°C Upper cabinet is freezer and bottom cabinet is cooler 1500 liters compressor:domestic	GD-6	1800*715*1910	1860*810*1970	195	220	220V	0.68	1	
	S/S Workbench with under chiller Temp:from -5°C to 5°C Capacity:250 liters The thickness of the door is 4cm. compressor:domestic	TW-1500	1500*600*800	1550*850*860	108	130	220V	0.19	1	
	S/S Workbench with under chiller Temp:from -5°C to 5°C Capacity:360 liters The thickness of the door is 4cm. compressor:domestic	TW-1800	1800*750*800	1880*890*800	128	155	220V	0.2	1	
	salad fridge table 6 pan	TS-1500	1500*800*800	1580*880*900	120	140	220	0.2	1	
	salad fridge table 7 pan	TS-1800	1800*800*800	1880*880*900	140	160	220	0.25	1	
	Ice Maker Stainless steel 201 material. Daily production:18-20kg Bin Storage:8kg	SD-18	420*450*760	500*500*860	33	48	220V	0.22	1	
	Ice Maker Stainless steel 201 material. Daily production:28-30kg Bin Storage:8kg	SD-22	500*500*810	580*580*900	40	55	220V	0.29	1	
	Ice Maker Daily production:48-50 kg Bin capacity:20 kg	SD-43	500*560*890	580*660*990	52	70	220	0.4	1	








Photo	Commodities &Features	Model	Size (mm)	Packing size(mm)	N/W(KG S)	G/W(KGS)	Volt (V)	Hp (kW)	QTY (PCS)	Unit price( USD)
	Ice Maker Daily production:60-70 kg Bin capacity:35 kg	SD-60	706*570*1010	780*660*1100	58	76	220	0.48	1	
	Ice Maker Daily production:90-100 kg Bin capacity:45 kg	SD-90	830*570*1010	900*670*1100	62	83	220V	0.68	1	
	Ice Maker Daily production:120-130 kg Bin capacity:45 kg	SD-120	830*570*1010	900*670*1100	62	83	220V	0.68	1	
	Ice Maker Daily production:150-165 kg Bin capacity:150 kg	SD-150	770*880*1470	860*900*1530	100	120	220	0.78	1	
	electric donut fryer with CE certificated	EH-10	400*340*280	480*400*330	6.5	9	220	2	1	
	electric donut fryer with CE certificated	EH-20	500*340*280	580*400*330	12	15	220	2+2	1	
	electric deck oven tray size:40*60mm tray:6pcs	HTD-60	1230*830*1520	1330*930*1650	150	180	3N-380	19.8	1	










Photo	Commodities &Features	Model	Size (mm)	Packing size(mm)	N/W(KG S)	G/W(KGS)	Volt (V)	Hp (kW)	QTY (PCS)	Unit price
	electric deck oven tray size:40*60mm tray:4pcs	HTD-40	1230*830*1250	1330*930*1370	100	120	3N-380	13.2	1	
	electric deck oven tray size:40*60mm tray:2pcs	HTD-20	1230*830*550	1330*930*650	50	70	3N-380	6.6	1	
 600A (洗柜)	cabinet	600A	600*650*555	660*740*640					1	
	cabinet	600B	600*650*555	660*740*640					1	
	Stainless Steel Gas Range With 8-Burner & 2 Oven with safety device	GH-987AA	1600*900*940	1680*1000*1100	220	240	Gas	6KW+8200 0	1	
	table top gas griddle Griddle size:240*600*16CM	GH-246A	600*760*365+100	700*860*460	51	61	GAS	18500*2	1	
	table top gas griddle size:900*600*16CM	GH-366A	900*760*365+100	1000*860*460	76	86	GAS	18500*3	1	
	table top gas griddle Griddle size:1200*600*16CM	GH-486A	1200*760*365+100	1280*860*460	86	96	GAS	18500*4	1	
	table top gas lava rock grill	GB-249A	600*760*365+100	660*860*460	51	61	GAS	30000*2	1	
	table top gas lava rock grill	GB-369A	900*760*365+100	1000*860*460	76	86	GAS	30000*3	1	











Photo	Commodities &Features	Model	Size (mm)	Packing size(mm)	N/W(KG S)	G/W(KGS)	Volt (V)	Hp (kW)	QTY (PCS)	Unit price
	table top gas lava rock grill	GB-489A	1200*760*365+100	1280*860*460	86	96	GAS	30000*4	1	
	Freestanding 4 burner induction cooker with cabinet	JG-487B	800*900*940	900*980*1040			3N~380	4*2.5	1	
	Freestanding 4 burner induction cooker with cabinet	JG-487	800*900*940	900*980*1040			3N~380	4*3.5	1	
	Freestanding 4 burner induction cooker with oven	JG-487A	800*900*940	900*980*1040			3N~380	4*3.5+3.5	1	
	Freestanding 6 burner induction cooker with cabinet	JG-497	1200*900*940	1280*980*1040			3N~380	6*3.5	1	
	Freestanding 6 burner induction cooker with oven	JG-497A	1200*900*940	1280*980*1040			3N~380	6*3.5+3.5KW	1	
	Freestanding 4 burner induction cooker with cabinet	JG-482	800*900*940	900*980*1040			3N~380	12	1	
	Freestanding induction cooker with cabinet	JG-492	1200*900*940	1280*980*1040			3N~380	12	1	
	Freestanding induction cooker with cabinet	JG-483	800*900*940	900*980*1040			3N~380	15	1	
	Freestanding induction cooker with cabinet	JG-489	800*900*940	900*980*1040			3N~380	15	1	











Photo	Commodities &Features	Model	Size (mm)	Packing size(mm)	N/W(KG S)	G/W(KGS)	Volt (V)	Hp (kW)	QTY (PCS)	Unit price
	induction fryer 2tank capacity:28L/tank	JG-485	800*900*940	900*980*1040	82	100	3N~380	12+12	1	
	induction griddle cooking area:700*5802*16MM	JG-486	800*900*940	900*980*1040	118	128	3N~380	12	1	
	table induction cooker	JG-650	650*730*450*700	750*830*450+800	55	65	3N~380	15	1	
	table induction cooker	JG-350	350*440*114	400*500*210	12	15	220V	3.5	1	
	table induction cooker	JG-403	400*490*190	450*550*230	12	15	220	5	1	
	table induction cooker	JG-404	400*490*190	450*550*230	12	15	220	5	1	
	table induction cooker	JG-401	400*560*250	450*600*300	15	18	220	5	1	
	table induction cooker	JG-402	400*560*250	450*600*300	15	18	220	5	1	
	Electric Grill(Flat plate) With CE certificated thickness of griddel:12MM temperature:50~300°C cooking area:60*46CM	EG-46	600*560*330	690*660*430	39	50	3N-380	8	1	
	Electric Grill(Flat plate) With CE certificated thickness of griddel:12MM temperature:50~300°C with 9 heatingelement	EG-49	900*560*330	990*660*430	56	76	3N-380	12	1	












Photo	Commodities &Features	Model	Size (mm)	Packing size(mm)	N/W(KG S)	G/W(KGS)	Volt (V)	Hp (kW)	QTY (PCS)	Unit price
	Electric Grill(Flat plate) With CE certificated thickness of griddel:12MM temperature:50~300°C with 12 heating element	EG-412	1200*560*330	1280*660*430	72	92	3N-380	16	1	
	Electric Grill(Flat plate) With CE certificated thickness of griddel:12MM temperature:50~300°C	EG-43	300*560*330	400*660*430	22	30	3N-380	22	1	
	Stainless Steel Gas Range With 8-Burner & 2 Oven with safety device	GH-787AA	1600*730*940	1680*830*1100	220	240	Gas	6KW+5500 0	1	
	western gas wok	GH-982	800*900*940	900*1000*1100	148	160	Gas	12	1	
	Freestanding induction boiler for steamer with cabinet	JG-489C	800*900*940	900*980*1040			3N~380	15	1	
	table top gas griddle Griddle size:298*465*12MM	GH-43	300*610*400	400*500*450	22	26	GAS	15000	1	
	table top gas griddle Griddle size:598*465*12MM	GH-46	600*610*400	680*700*450	39	45	GAS	31000	1	
	table top gas griddle Griddle size:898*465*12MM	GH-49	900*610*400	900*700*450	56	66	GAS	46000	1	
	table top gas griddle Griddle size:1198*465*12MM	GH-412	1200*610*400	1280*700*450	72	82	GAS	61000	1	
	Italian Semi-automatic coffee machine(single head) Capacity:6L italy imported "GIGAR"flowmeter	K401T	490*550*570	700*590*700	36	40	220	2.5	1	

Photo	Commodities &Features	Model	Size (mm)	Packing size(mm)	N/W(KG S)	G/W(KGS)	Volt (V)	Hp (kW)	QTY (PCS)	Unit price
	Italian Semi-automatic coffee machine(Double head) Capacity:11L italy imported "GIGAR"flowmeter	K402T	780*550*570	590*690*750	60	70	220	3.8	1	